



FROM OPENSECRETS.ORG

Cycle	All 527s* Receipts	All 527s* Expenses	527s (Excluding State Candidates & Parties)* Receipts 	527s (Excluding State Candidates & Parties)* Expenses 
2004	\$599,179,632	\$611,702,161	\$433,123,686	\$441,869,142
2006	\$384,757,945	\$429,243,260	\$164,932,673	\$205,443,511
2008	\$244,768,973	\$211,104,229	\$122,267,947	\$118,321,726

- To avoid double-counting, these figures do NOT include fundraising by Joint Victory Campaign 2004, a joint fund-raising committee of America Coming Together and the Media Fund.

FROM WIKIPEDIA

Top Twenty Federally Focused and State-Focused 527 groups, 2004 election cycle

Some of these listings identify a parent organization that has created a 527 group but that also engages in many nonpolitical activities. Democratic/liberal leaning groups are highlighted in **blue**, Republican/conservative leaning groups are highlighted in **pink**.

A total of \$439,709,105 was spent by these organizations alone, **\$301,871,669 (D)** of which was spent by Democrat/liberal groups and **\$132,385,009 (R)** of which was spent by Republican/conservative groups. Source: [1] Source: [2]

Rank	Name	2004 Fundraising	2004 Expenditures
1	America Coming Together D	\$79,795,487	\$78,040,480
2	Joint Victory Campaign 2004* D	\$71,811,666	\$72,588,053
3	Media Fund D	\$59,414,183	\$57,694,580
4	Service Employees International Union D	\$48,385,367	\$47,695,646
5	Progress For America R	\$44,929,174	\$35,631,378
6	Republican Governors Association R	\$33,848,421	\$34,301,889
7	Democratic Governors Association D	\$24,172,761	\$24,125,938
8	American Federation of State, County, and Municipal Employees D	\$22,227,050	\$22,332,587

9	Swift Vets and POWs for Truth R	\$17,008,090	\$22,565,360
10	MoveOn.org D	\$12,956,215	\$21,565,803
11	College Republican National Committee R	\$12,780,126	\$17,260,655
12	New Democrat Network D	\$12,726,158	\$12,524,063
13	Citizens for a Strong Senate D	\$10,853,730	\$10,228,515
14	Republican State Leadership Committee R	\$10,762,907	\$10,682,312
15	Club for Growth R	\$10,645,976	\$11,943,415
16	Sierra Club D	\$8,727,127	\$6,261,811
17	EMILY's List D	\$7,739,946	\$8,100,752
18	Voices for Working Families D	\$7,466,056	\$7,202,695
19	AFL-CIO D	\$6,583,572	\$6,473,110
20	League of Conservation Voters D	\$6,049,500	\$5,078,116

As of June 30, 2008. Source: [\[3\]](#) Source: [\[4\]](#) }

*Joint Victory Campaign 2004 is a joint fund-raising committee run by America Coming Together and the Media Fund. Money raised by JVC is divided between these two beneficiaries. Combining receipts for these three groups would result in double-counting.

Top Twenty Federally Focused and State-Focused 527 groups, 2006 election cycle

Some of these listings identify a parent organization that has created a 527 group but that also engages in many nonpolitical activities. Democratic/liberal leaning groups are highlighted in **blue**, Republican/conservative leaning groups are highlighted in **pink**.

A total of \$171,045,165 was spent by these organizations alone, **\$121,665,587 (D)** of which was spent by Democrat/liberal groups and **\$49,379,578 (R)** of which was spent by Republican/conservative groups. Source: [\[5\]](#) Source: [\[6\]](#)

Rank	Name	2006 Fundraising	2006 Expenditures
1	Republican Governors Association R	\$28,798,367	\$15,993,537
2	Service Employees International Union D	\$25,053,546	\$28,212,510
3	Democratic Governors Association D	\$18,526,787	\$8,508,850
4	America Votes D	\$14,391,893	\$14,106,236
5	EMILY's List D	\$11,776,201	\$11,128,005
6	<u>Republican State Leadership Committee</u> R	\$11,340,863	\$10,132,510
7	American Federation of State, County, and Municipal Employees D	\$9,599,404	\$8,336,574
8	Club for Growth R	\$7,217,080	\$8,157,383
9	Change to Win D	\$7,061,423	\$2,592,376

10	Progress for America D	\$6,175,025	\$13,000,574
11	International Brotherhood of Electrical Workers D	\$5,538,113	\$5,529,067
12	<u>September Fund</u> D	\$5,230,500	\$4,950,861
13	Economic Freedom Fund R	\$5,050,450	\$4,835,805
14	America Coming Together D	\$4,494,107	\$6,998,238
15	Democratic Legislative Campaign Committee D	\$4,365,495	\$3,928,487
16	<u>Democratic Attorneys General Association</u> D	\$4,083,576	\$2,630,350
17	College Republican National Committee R	\$3,720,110	\$10,260,343
18	Laborers' International Union of North America D	\$3,688,250	\$3,762,110
19	Progressive Majority D	\$3,262,427	\$4,845,486
20	<u>Bluegrass Freedom Fund</u> D	\$3,150,125	\$3,135,863

As of June 30, 2008. Source: [\[7\]](#) Source: [\[8\]](#)

Top 50 Federally Focused Organizations

527 groups are tax-exempt organizations that engage in political activities, often through unlimited soft money contributions. Most 527s on this list are advocacy groups trying to influence federal elections through voter mobilization efforts and so-called issue ads that tout or criticize a candidate's record. 527s must report their contributors and expenditures to the IRS, unless they already file identical information at the state or local level. The figures below are taken from 527 group filings with the IRS.

For ease of identification, the 527 organization names used in this section are those of the connected organization, rather than the official name of the 527 account. For example, the "NEA Fund for Children and Public Education" is simply listed as "National Education Assn."

Committee	Total Receipts	Expenditures	Federal PAC	2004 Major Player Profile
Service Employees International Union D	\$15,840,802	\$15,790,069	X	X
America Votes D	\$12,094,770	\$11,235,060		X
American Solutions Winning the Future R	\$10,973,588	\$10,727,202		
The Fund for America D	\$10,895,000	\$7,254,046		
GOPAC R	\$7,276,854	\$7,178,987	X	
EMILY's List D	\$7,078,058	\$6,175,840	X	
Alliance for New America D (SEIU)	\$4,890,621	\$4,787,373	X	
Citizens United R	\$4,170,777	\$3,896,109	X	
Working for Working Americans D	\$3,897,285	\$1,587,264	X	
College Republican National Cmte R	\$3,727,823	\$4,160,655		
Friends of Fred Thompson R	\$3,462,355	\$625,743		
Club for Growth R	\$2,751,002	\$3,264,550	X	X
Gay & Lesbian Victory Fund D	\$2,724,093	\$3,419,305	X	
United Food & Commercial Workers Union D	\$1,834,975	\$2,027,380	X	
Unity 08 ??	\$1,584,539	\$1,731,474		

Committee	Total Receipts	Expenditures	Federal PAC	2004 Major Player Profile
Sheet Metal Workers Union D	\$1,402,446	\$1,203,544	X	
Young Democrats of America D	\$1,295,597	\$1,448,309		
League of Conservation Voters D	\$1,247,572	\$519,971	X	X
Intl Brotherhood of Electrical Workers D	\$1,186,531	\$2,342,167	X	
National Federation of Republican Women R	\$1,177,173	\$2,145,041	X	
American Leadership Project D	\$1,161,485	\$790,007		
National Education Assn D	\$1,061,618	\$698,663	X	
Laborers Union D	\$1,054,863	\$642,576	X	
Grassroots Democrats D	\$1,006,963	\$953,886		X
American Dental Assn Neutral	\$932,846	\$590,605	X	
Foundation for the Future ??	\$855,000	\$691,354		
Illinois Hospital & Health Systems Assn ??	\$740,882	\$770,113		
ActBlue D	\$737,113	\$792,083	X	
League of Education Voters of America ??	\$726,000	\$539,586		
Ironworkers Union D	\$652,727	\$475,181	X	
American Family Voices Voters' Alliance D	\$600,025	\$598,172		
Planned Parenthood D	\$600,000	\$282,169	X	
Senate Majority Fund R	\$541,557	\$191,670		
Stop Her Now R	\$479,719	\$471,239		
CA Corrections Peace Officers Assn ??	\$420,500	\$826,564		
Democrats 2000 D	\$398,325	\$25,024		
Republican Main Street Partnership R	\$362,000	\$206,653	X	
David Woods for Congress R	\$351,582	\$42,957		
Draft Bloomberg Committee R	\$319,792	\$279,559		

Committee	Total Receipts	Expenditures	Federal PAC	2004 Major Player Profile
United Association D	\$310,390	\$313,565	X	
Midwest Enterprise Group ??	\$308,335	\$46,852		
CAUSE Law Enforcement ??	\$284,718	\$139,500		
National Black Republican Assn R	\$278,952	\$297,514		
Its My Party Too R	\$275,889	\$258,379	X	
Iowa Leadership Council ??	\$257,050	\$169,817		
Ketner Exploratory Team D	\$252,435	\$69,936		
Blue Cross/Blue Shield Neutral	\$240,000	\$161,750	X	
Perdue PAC ??	\$226,981	\$193,200	X	
Families for Tax Relief ??	\$226,000	\$50,988		
American Bankers Assn Neutral	\$212,305	\$128,922	X	

This data is based on records released by the Internal Revenue Service on Monday, June 30, 2008.

Feel free to distribute or cite this material, but please credit the Center for Responsive Politics. For permission to reprint for commercial uses, such as textbooks, contact the Center.

Top Individual Contributors to 527 Committees, 2008 Election Cycle

Rank	Contributor	City, State	Total Contributions
1	George Soros D Soros Fund Management	New York, NY	\$4,500,000
2	Steven Bing D Shangrila Entertainment	Los Angeles, CA	\$3,350,000
3	Sheldon Adelson R Las Vegas Sands Corp	Las Vegas, NV	\$3,343,576
4	Fred Godley R Real Estate Developer	Cornelius, NC	\$1,100,000
5	Donald Sussman D Trust Asset Management	St. Thomas, VI	\$1,000,000
5	Lee Fikes D Bonanza Oil	Dallas, TX	\$1,000,000
7	Alida Rockefeller Messinger D Alida Messinger Charitable Lead Trust	New York, NY	\$883,000
8	Robert Bingham (Unity 08) Investor	Del Mar, CA	\$817,452
9	John R Hunting D Philanthropist	Grand Rapids, MI	\$743,000
10	Carl H Lindner R American Financial Group	Cincinnati, OH	\$660,000
11	Gerald & Lilo Leeds family D Hartman Management Group	Great Neck, NY	\$623,000
12	Fred Eychaner D Newsweb Corp	Chicago, IL	\$600,000
13	Jon Stryker D Jon Stryker/Jon Stryker Architecture	Kalamazoo, MI	\$579,054
14	Virginia James R	Lawrenceville, NJ	\$550,000
15	Francine Goldstein D Advocate & Marketing Consultant	Westport, CT	\$500,000
16	Peter B Lewis D Progressive Insurance	Mayfield Village, OH	\$450,000
16	Bob Perry R Perry Homes	Houston, TX	\$450,000

Rank	Contributor	City, State	Total Contributions
18	S Daniel Abraham D Slim Fast Foods	West Palm Beach, FL	\$355,000
19	Lynde B Uihlein D Time Out Enterprises	Milwaukee, WI	\$350,000
19	Jackson T Stephens Jr R Eoe Inc	Little Rock, AR	\$350,000
21	David Maltz D Maltz Family Foundation	Cleveland, OH	\$295,000
22	David Woods R Woods Communication	Montgomery, AL	\$250,000
22	Susie Tompkins Buell D Retired	San Francisco, CA	\$250,000
22	Gladys G Cofrin D Philanthropist	Gainesville, FL	\$250,000
22	Richard Gilder R Gilder, Gagnon et al	New York, NY	\$250,000
22	Jonathan Allen Soros D Soros Fund Management	New York, NY	\$250,000

Individual Contributions to Legislators, 2002
(Includes individuals making more than 8 contributions)

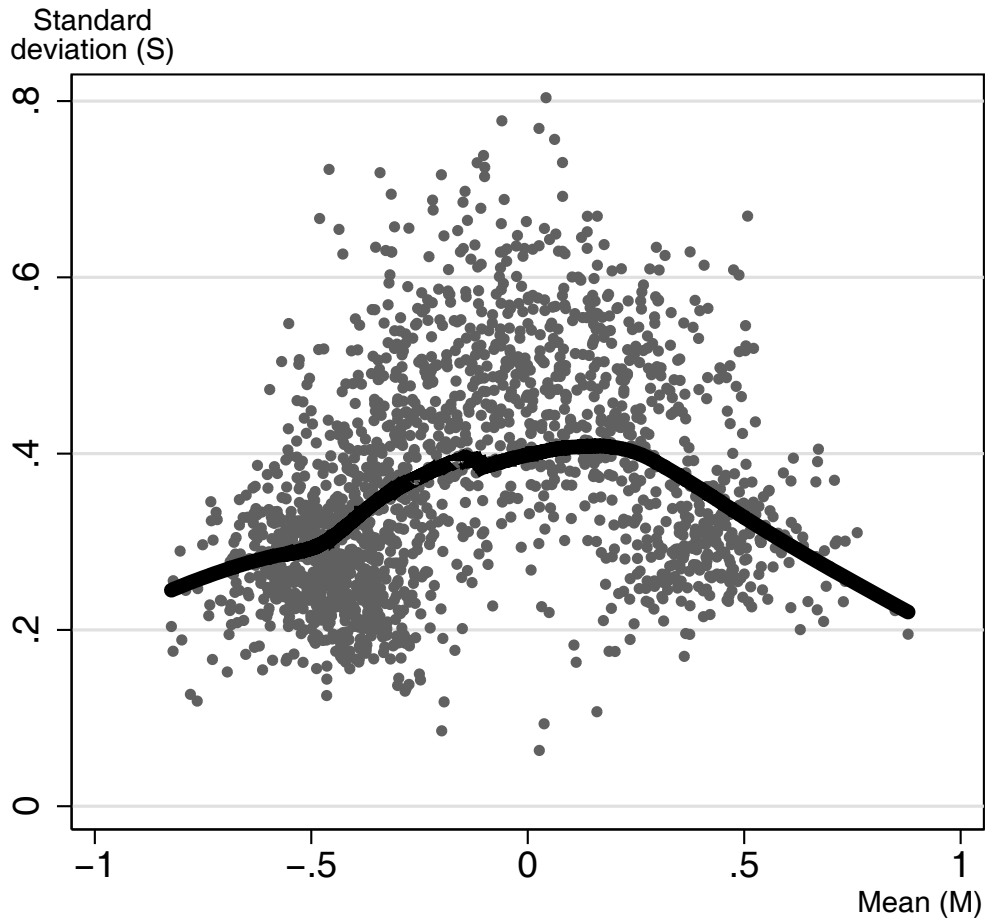


Figure 5.8A